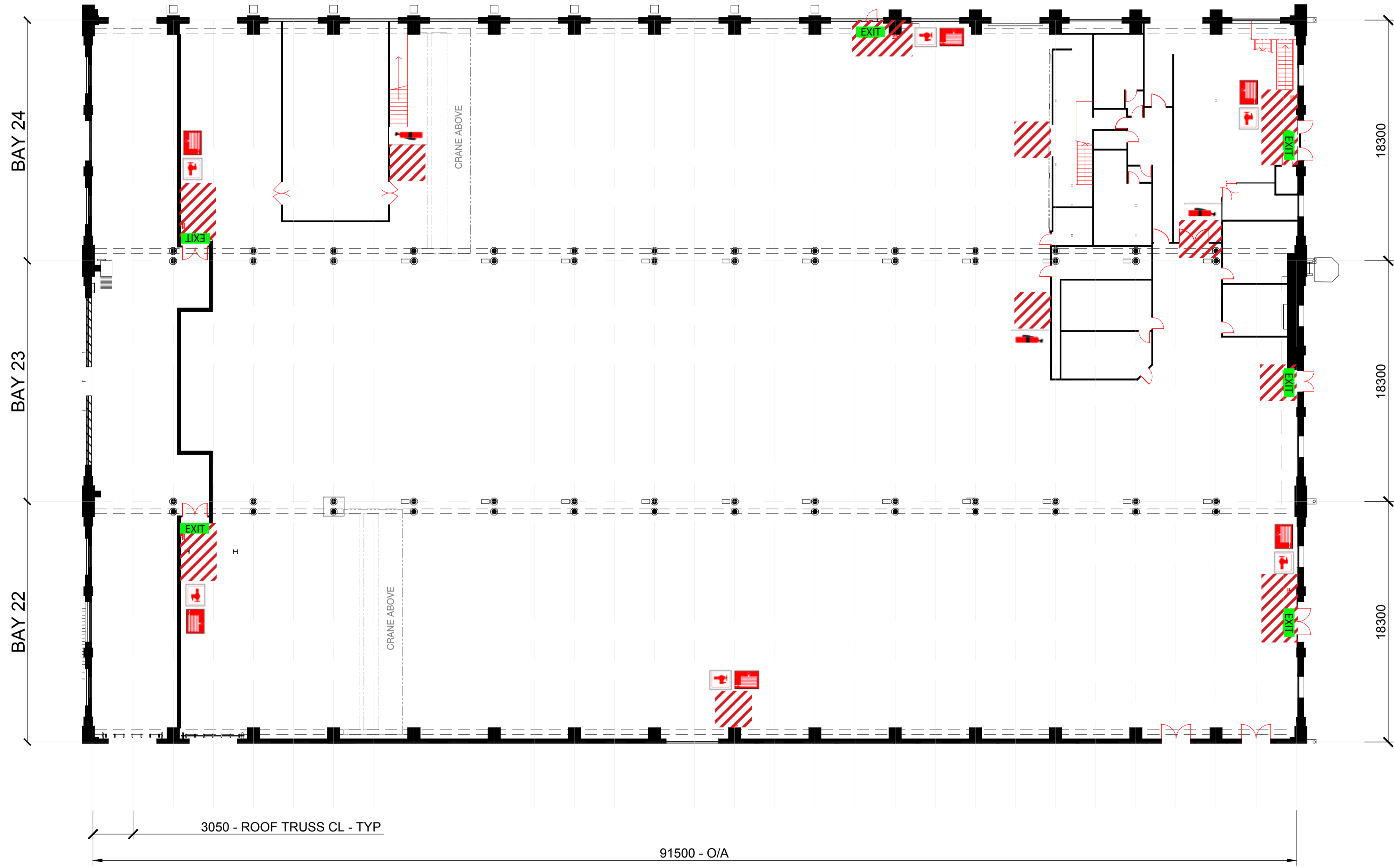
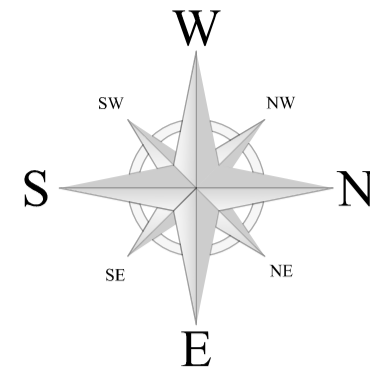






A1



PLAN VIEW

The areas marked  must be kept clear at all times.

-  EMERGENCY EXIT
-  FIRE HOSE REEL
-  HYDRANT
-  FIRE EXTINGUISHER

FLOOR AREA:
 BAY 22 - 24, LEVEL 1 - 5350m²

ACCURACY: ±100mm

UNLESS NOTED OTHERWISE)



SCALE 1:200

| | | | |
|---------------|------------|--|-----|
| EVENT | DATE | DRAWING NAME | REV |
| CARRIAGEWORKS | 24.06.13 | BAY 22, 23, 24 & 25 - LEVEL 1 FLOOR PLAN | A |
| PROJECT NAME | SCALE | SHEET | REV |
| KRI LEITNER | 1:200 @ A1 | 1 of 1 | B |

| | | | |
|-----|-------------------------|----------|------|
| B | ALTERATION TO INTERNALS | 24.06.13 | L.S. |
| A | FIRST ISSUE | 24.06.13 | L.S. |
| Rev | Desc. | Date | By |